PRIME

LUXOR
solar module manufacturer

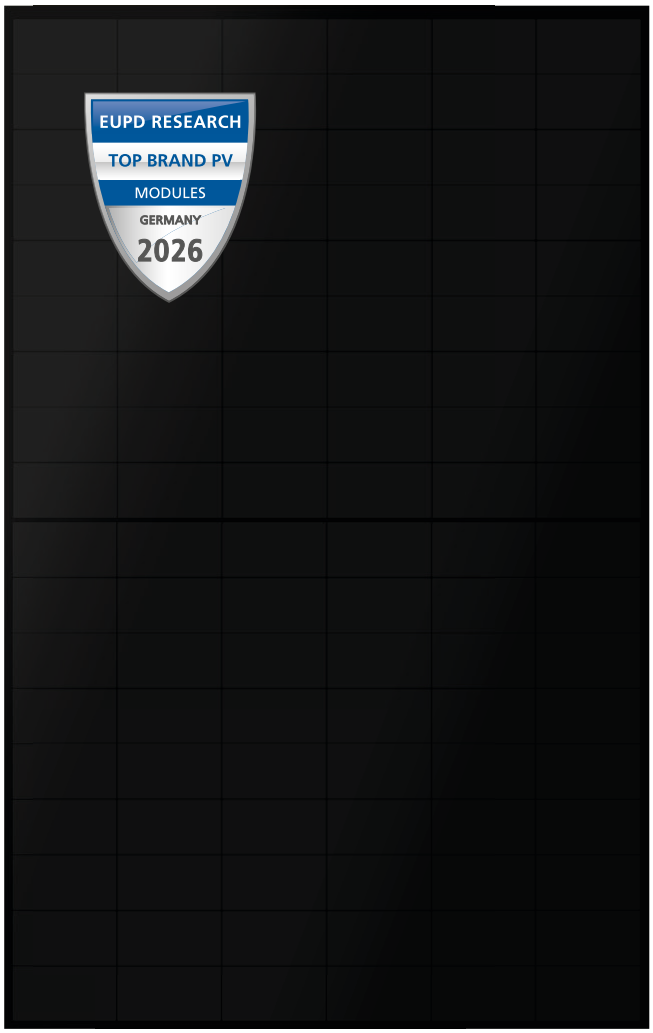

- POWERFUL N-TYPE TOPCON CELLS
- BC: HOMOGENEOUS PURE BLACK LOOK WITHOUT VISIBLE BUSBARS FOR THE HIGHEST DESIGN STANDARDS
- BC: MAXIMUM EFFICIENCY AND IMPROVED HOT SPOT BEHAVIOUR
- BC: HIGHER PERFORMANCE IN PARTIAL SHADING CONDITIONS
- DOUBLE GLASS: HIGHER MECHANICAL AND THERMAL STABILITY

30 YEARS

30 YEARS
linear performance guarantee[1]

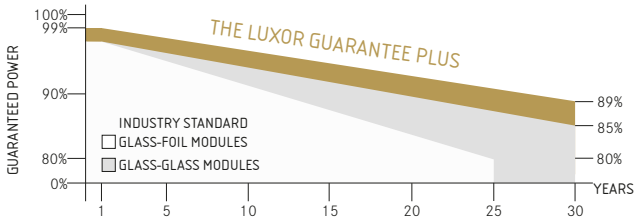

ECO LINE PRIME 470-490W
TOPCON PURE BLACK

GLASS-GLASS, BIFACIAL, 1800MM X 1134MM

Longlife tested

Selection of components

Back glass

Power proofed

Performance surplus of 0 Wp to 6.49 Wp

Higher heat dispensing

Safety provided

PID free
LID Free

German warrantor

Luxor Solar GmbH | Kornbergstraße 29 | 70176 Stuttgart | Germany | T+49.711.88 888-999 | info@luxor-solar.com | www.luxor.solar

ECO LINE PRIME 470-490W

TOPCON, GLASS-GLASS, BIFACIAL, BB, 182R192-108+

Module type	LX - XXXM/182R192-108+ GG | XXX = Rated power Pmpp

Electrical data at STC

Rated power Pmpp [Wp]	470.00	475.00	480.00	485.00	490.00
Pmpp range to	476.49	481.49	486.49	491.49	496.49
Rated current Impp [A]	14.19	14.30	14.40	14.51	14.61
Rated voltage Vmpp [V]	33.15	33.25	33.35	33.45	33.55
Short-circuit current Isc [A]	14.78	14.90	15.00	15.11	15.22
Open-circuit voltage Uoc [V]	40.13	40.25	40.38	40.50	40.62
Efficiency at STC up to	23.34%	23.59%	23.83%	24.08%	24.32%
Efficiency at 200 W/m^2	22.80%	23.05%	23.28%	23.53%	23.76%

Back - / Frontview [3, 4]

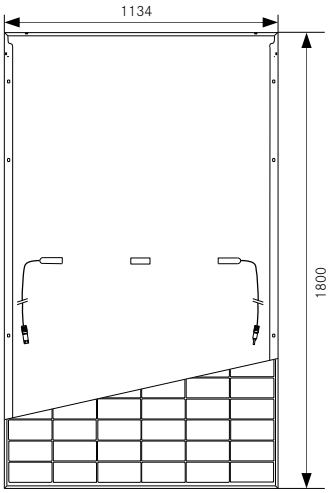

Electrical data at NOCT

Power at Pmpp [Wp]	355.70	359.48	363.26	367.05	370.83
Rated current Impp [A]	11.47	11.55	11.64	11.72	11.80
Rated voltage Vmpp [V]	31.01	31.12	31.21	31.32	31.43
Short-circuit current Isc [A]	11.94	12.04	12.12	12.21	12.30
Open-circuit voltage Uoc [V]	37.04	37.16	37.29	37.42	37.54

Specification as per STC (Standard test conditions): irradiance 1000 W/m^2 | module temperature 25°C | Air Mass = 1.5
NOCT (nominal operating cell temperature): irradiance 800 W/m2 | wind speed 1 m/sec | ambient temperature 20°C |
cell operating temperature 45 +/-2°C | Air Mass = 1.5

Electrical data at BNPI

Rated power Pmpp [Wp]	470.00	475.00	480.00	485.00	490.00
Maximum Rated power Pmpp [Wp]	520.76	526.30	531.84	537.38	542.92
Rated current Impp [A]	15.72	15.84	15.96	16.08	16.19
Rated voltage Vmpp [V]	33.12	33.22	33.33	33.43	33.54
Short-circuit current Isc [A]	16.38	16.51	16.62	16.74	16.86
Open-circuit voltage Uoc [V]	40.17	40.29	40.42	40.54	40.66

Specifications as per BNPI (Bifacial Nameplate Irradiance) : irradiance front 1000 W/m^2 | rear 135 W/m^2 | Temperature 25°C | Air Mass 1.5

Electrical characteristics

UI-diagram e.g. 480 Wp

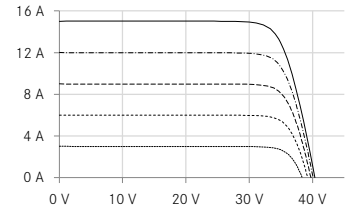

UP-diagram e.g. 480 Wp

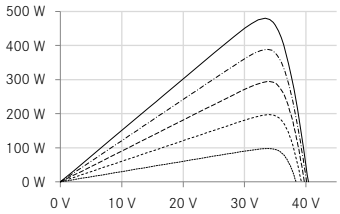

200W/m^2
400W/m^2
600W/m^2
800W/m^2
1000W/m^2

Limiting values

Max. system voltage | max. return current	1000 V or 1500 V | 25 A
Safety class | Fire safety class	II | C (IEC 61730)
Operating temperature	-40 up to 85°C
Max. tested pressure/tensile load[2]	6000 Pa / 4000 Pa

Temperature coefficient

Temperature coefficient [U] | [I] | [P]	-0.2 %/°C | 0.05 %/°C | -0.27 %/°C

Specifications

Cells (matrix) | Wafer | Type	108 (6x18) | M10 | N-Type TOPCon BC
Module dimensions (L x B x H)[3] | Weight	1800 mm x 1134 mm x 30 mm | 24.5 kg
Bifaciality factor[5]	Up to 80%
Front side	2.0 mm semi tempered anti-reflection solar glass
Back side	2.0 mm semi tempered solar glass, black mesh
Frame	Stable anodised aluminium frame
Embedding material	POE / EVA
Junction Box | Diodes	IP68 | 3 Schottky Diodes
Cable	Symmetrical cable lengths > 1.2 m, 4 mm² solar cable
Connectors	MC4 or equivalent (IP67)
Hail test (max. hailstorm)	⌀ 45 mm | impact velocity 30.7 m/s ≙ 110.5 km/h

The specifications and average values can vary slightly. Relevant is the corresponding data of the individual measurement.
Specifications are subject to change without notice. Tolerance depending on equipment: rated power +/- 3%, other values +/- 10%.
All information given in this data sheet correspondes to DIN EN 50380. A potential light-induced degradation of the power after commissioning is not considered here. Further information in the installation manuals.

1 The specific warranty conditions are given under www.luxor.solar/downloads.html
2 Horizontal mounted (IEC61215), for details please check mounting instruction
3 Tolerance L/W = +/- 3 mm, H +/-2 mm, the dimensions given in the order confirmation will be decisive
4 Location and dimensios of holes on request
5 N-Type TOPCon BC Bifaciality factor 77 +/- 3 %

Your specialised Luxor partner

IEC 61215
IEC 61730

Guidelines:
93/68/EEC
2014/35/EU, (LVD)
2014/30/EU, (EMC)

The validity of the certificates/listings for a specific country has to be examined under:
www.luxor.solar/downloads.html