PRIME

LUXOR
solar module manufacturer



- POWERFUL N-TYPE TOPCON CELLS
- BC: MAXIMUM EFFICIENCY AND IMPROVED HOT SPOT BEHAVIOUR
- BC: HIGHER PERFORMANCE IN PARTIAL SHADING CONDITIONS
- DOUBLE GLASS: HIGHER MECHANICAL AND THERMAL STABILITY
- REDUCTION OF BALANCE-OF-SYSTEM-COSTS THROUGH HIGHER PERFORMANCE PER MODULE

30 YEARS

30 YEARS
linear performance guarantee[1]

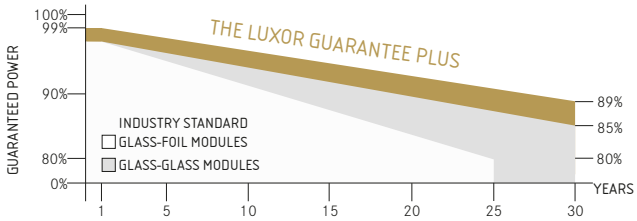

ECO LINE PRIME 475-495W
TOPCON BLACK WHITE

GLASS-GLASS, BIFACIAL, 1800MM X 1134MM

Longlife tested

Selection of components

Back glass

Power proofed

Performance surplus of 0 Wp to 6.49 Wp

Higher heat dispensing

Safety provided

PID free
LID Free

German warrantor

Luxor Solar GmbH | Kornbergstraße 29 | 70176 Stuttgart | Germany | T+49.711.88 888-999 | info@luxor-solar.com | www.luxor.solar

ECO LINE PRIME 475-495W

TOPCON, GLASS-GLASS, BIFACIAL, BW, 182R192-108+

Module type	LX - XXXM/182R192-108+ GG | XXX = Rated power Pmpp

Electrical data at STC

Rated power Pmpp [Wp]	475.00	480.00	485.00	490.00	495.00
Pmpp range to	481.49	486.49	491.49	496.49	501.49
Rated current Impp [A]	14.24	14.35	14.45	14.56	14.66
Rated voltage Vmpp [V]	33.38	33.48	33.58	33.68	33.78
Short-circuit current Isc [A]	14.83	14.95	15.05	15.17	15.27
Open-circuit voltage Uoc [V]	40.41	40.53	40.65	40.77	40.90
Efficiency at STC up to	23.59%	23.83%	24.08%	24.32%	24.57%
Efficiency at 200 W/m^2	23.04%	23.29%	23.52%	23.77%	24.00%

Back - / Frontview [3, 4]

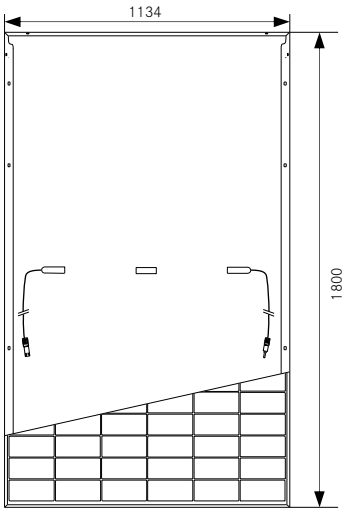

Electrical data at NOCT

Power at Pmpp [Wp]	359.48	363.26	367.05	370.83	374.62
Rated current Impp [A]	11.51	11.59	11.68	11.76	11.85
Rated voltage Vmpp [V]	31.23	31.34	31.43	31.53	31.61
Short-circuit current Isc [A]	11.98	12.08	12.16	12.26	12.34
Open-circuit voltage Uoc [V]	37.30	37.42	37.54	37.67	37.80

Specification as per STC (Standard test conditions): irradiance 1000 W/m^2 | module temperature 25°C | Air Mass = 1.5
NOCT (nominal operating cell temperature): irradiance 800 W/m2 | wind speed 1 m/sec | ambient temperature 20°C |
cell operating temperature 45 +/-2°C | Air Mass = 1.5

Electrical data at BNPI

Rated power Pmpp [Wp]	475.00	480.00	485.00	490.00	495.00
Maximum Rated power Pmpp [Wp]	526.30	531.84	537.38	542.92	548.46
Rated current Impp [A]	15.78	15.90	16.01	16.13	16.24
Rated voltage Vmpp [V]	33.36	33.45	33.56	33.65	33.77
Short-circuit current Isc [A]	16.43	16.56	16.68	16.81	16.92
Open-circuit voltage Uoc [V]	40.45	40.57	40.69	40.81	40.94

Specifications as per BNPI (Bifacial Nameplate Irradiance) : irradiance front 1000 W/m^2 | rear 135 W/m^2 | Temperature 25°C | Air Mass 1.5

Electrical characteristics

UI-diagram e.g. 480 Wp

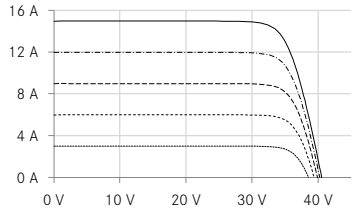

UP-diagram e.g. 480 Wp

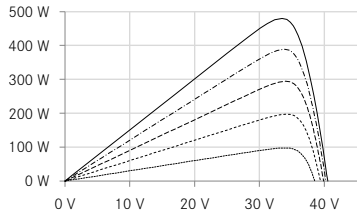

200W/m^2
400W/m^2
600W/m^2
800W/m^2
1000W/m^2

Limiting values

Max. system voltage | max. return current	1000 V or 1500 V | 30 A
Safety class | Fire safety class	II | C (IEC 61730)
Operating temperature	-40 up to 85°C
Max. tested pressure/tensile load[2]	6000 Pa / 4000 Pa

Temperature coefficient

Temperature coefficient [U] | [I] | [P]	-0.2 %/°C | 0.05 %/°C | -0.27 %/°C

Specifications

Cells (matrix) | Wafer | Type	108 (6x18) | M10 | N-Type TOPCon BC
Module dimensions (L x B x H)[3] | Weight	1800 mm x 1134 mm x 30 mm | 24.5 kg
Bifaciality factor[5]	Up to 80%
Front side	2.0 mm semi tempered anti-reflection solar glass
Back side	2.0 mm semi tempered solar glass, white mesh
Frame	Stable anodised aluminium frame
Embedding material	POE / EVA
Junction Box | Diodes	IP68 | 3 Schottky Diodes
Cable	Symmetrical cable lengths > 1.1 m, 4 mm² solar cable
Connectors	MC4 or equivalent (IP67)
Hail test (max. hailstorm)	⌀ 45 mm | impact velocity 30.7 m/s ≙ 110.5 km/h

The specifications and average values can vary slightly. Relevant is the corresponding data of the individual measurement.
Specifications are subject to change without notice. Tolerance depending on equipment: rated power +/- 3%, other values +/- 10%.
All information given in this data sheet correspondes to DIN EN 50380. A potential light-induced degradation of the power after commissioning is not considered here. Further information in the installation manuals.

1 The specific warranty conditions are given under www.luxor.solar/downloads.html
2 Horizontal mounted (IEC61215), for details please check mounting instruction
3 Tolerance L/W = +/- 3 mm, H +/-2 mm, the dimensions given in the order confirmation will be decisive
4 Location and dimensios of holes on request
5 N-Type TOPCon BC Bifaciality factor 77 +/- 3 %

IEC 61215
IEC 61730

Guidelines:
93/68/EEC
2014/35/EU, (LVD)
2014/30/EU, (EMC)

The validity of the certificates/listings for a specific country has to be examined under:
www.luxor.solar/downloads.html

Your specialised Luxor partner